A0 print 1:1

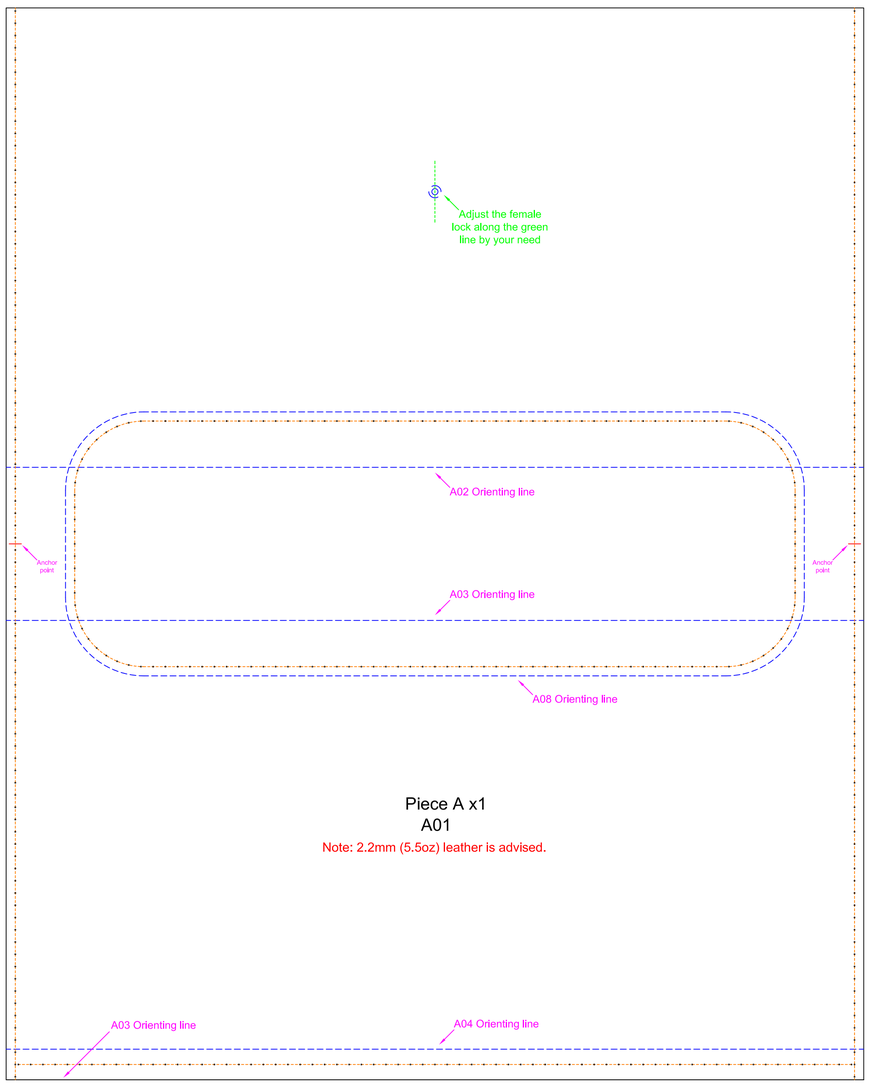
Adjust the female lock along the green line by your need
A02 Orienting line
Anchor point
Anchor point
A03 Orienting line
A08 Orienting line
Piece A x1
A01
Note: 2.2mm (5.5oz) leather is advised.
A03 Orienting line
A04 Orienting line

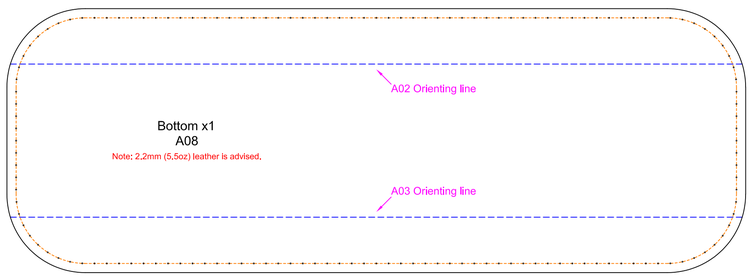
A02 Orienting line
Bottom x1
A08
Note: 2.2mm (5.5oz) leather is advised.
A03 Orienting line

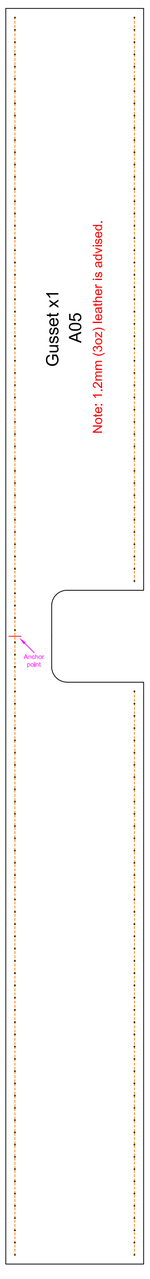
Gusset x1
A05
Note: 1.2mm (3oz) leather is advised.
Anchor point

Interlayer x1
A04
Note: 4mm (10oz) leather is advised.
A05 Orienting line
A06 Orienting line

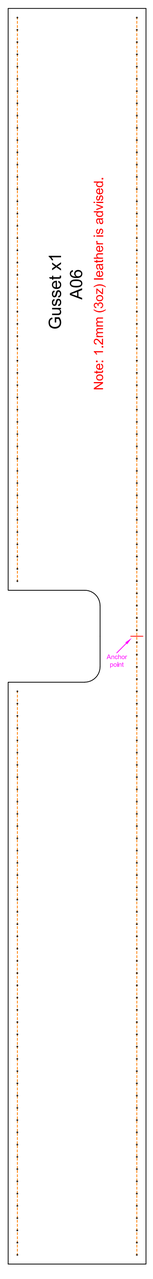
Gusset x1
A06
Note: 1.2mm (3oz) leather is advised.
Anchor point

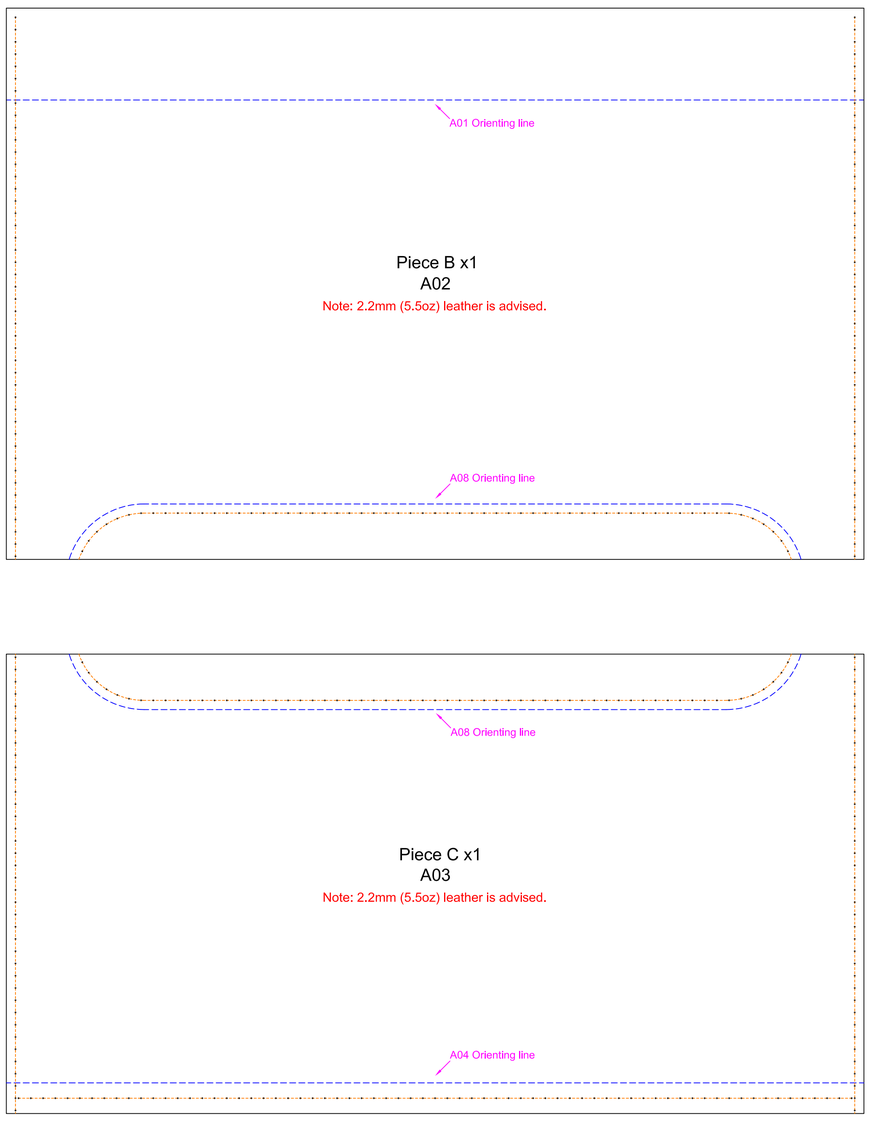
A01 Orienting line
Piece B x1
A02
Note: 2.2mm (5.5oz) leather is advised.
A08 Orienting line
A08 Orienting line
Piece C x1
A03
Note: 2.2mm (5.5oz) leather is advised.
A04 Orienting line

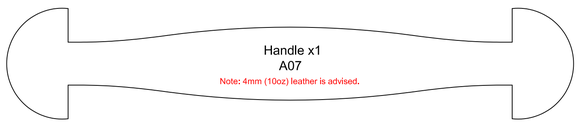
Handle x1
A07
Note: 4mm (10oz) leather is advised.

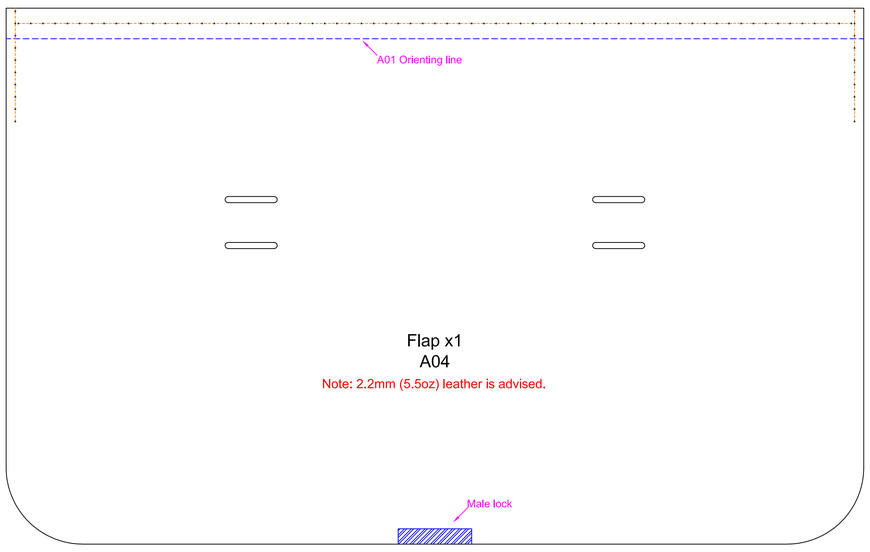
A01 Orienting line
Flap x1
A04
Note: 2.2mm (5.5oz) leather is advised.
Male lock

Sewn load
A09 Handle lock x2
Note: 2.2mm (5oz) leather is advised.
We design it a little longer, please adjust the length by your needs.